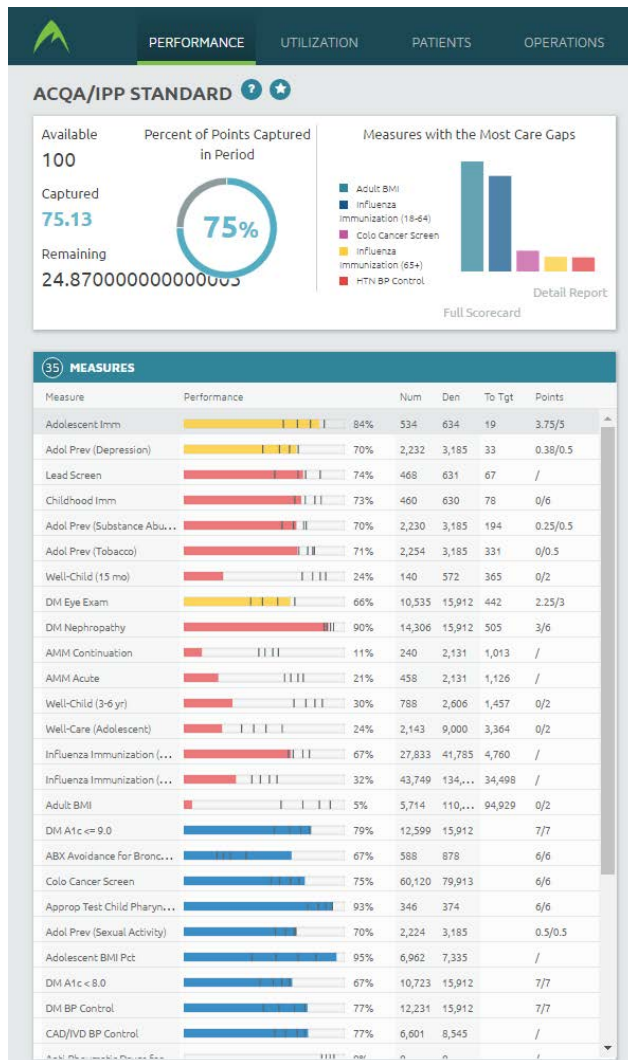


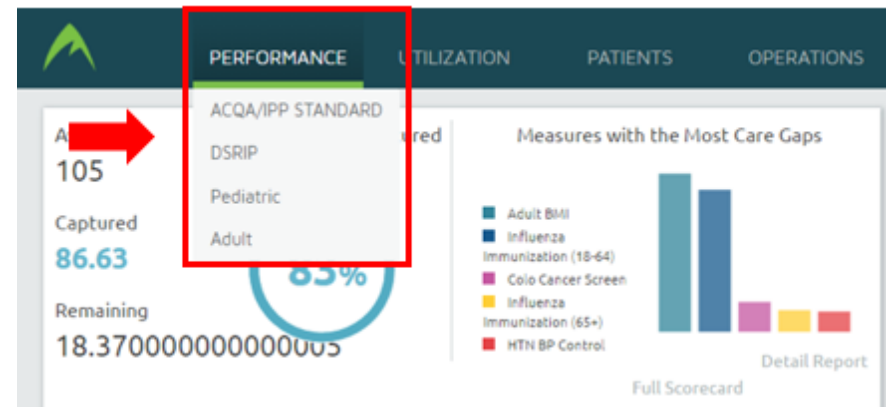
Arcadia Screen Reconfiguration

We are excited to announce an update to the Arcadia platform!

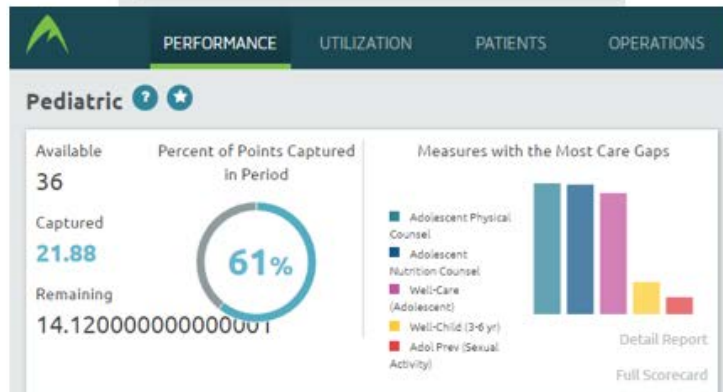
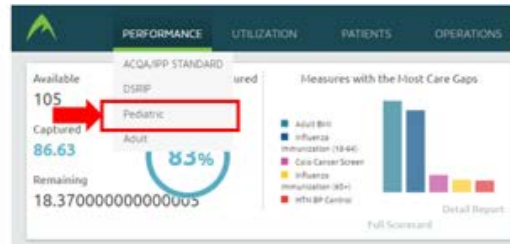
Your home screen will remain as it was, and will include all the available points for the contracted quality measures.



However, under the “Performance” tab, you can now click on “Adult” or “Pediatric” to see all the measures (both Contracted and Report Only) available for that patient population.



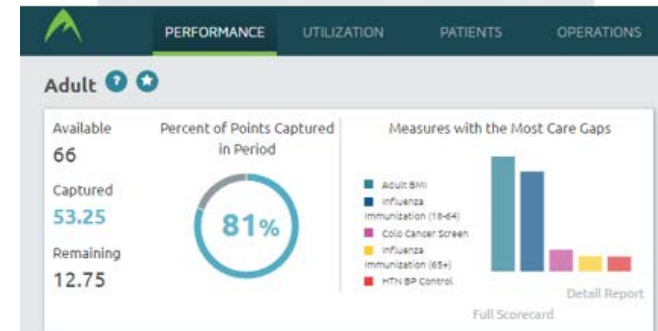
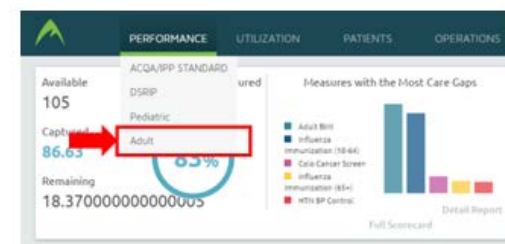
Pediatrics



20 MEASURES

Measure	Performance	Num	Den	To Tgt	Points
Asthma Prescribing Manage...	13%	5	38	17	/
Adolescent Imm	84%	534	634	19	3.75/5
Adol Prev (Depression)	70%	2,232	3,185	33	0.38/0.5
Lead Screen	74%	468	631	67	/
Childhood Imm	73%	460	630	78	0/6
Adol Prev (Substance Abuse)	70%	2,230	3,185	194	0.25/0.5
Adol Prev (Tobacco)	71%	2,254	3,185	331	0/0.5
Well-Child (15 mo)	24%	140	572	365	0/2
Well-Child (3-6 yr)	30%	788	2,606	1,457	0/2
Well-Care (Adolescent)	24%	2,143	9,000	3,364	0/2
Adolescent Physical Counsel	0%	1	7,411	5,481	/
Adolescent Nutrition Counsel	1%	74	7,411	5,798	/
Follow Up ADHD Med Initiate	79%	130	164		2/2
Follow Up ADHD Med Continue	71%	5	7		2/2
Approp Test Child Pharyngitis	93%	346	374		6/6
Asthma Dispensing Managem...	0%	0	0		/
Appropriate URI Tx	98%	592	605		7/7
Adolescent BMI Pct	95%	6,962	7,335		/
Adol Prev (Sexual Activity)	70%	2,224	3,185		0.5/0.5
Asthma Medication Ratio	0%	0	0		/

Adult



29 MEASURES

Measure	Performance	Num	Den	To Tgt	Points
Asthma Prescribing Mana...	13%	5	38	17	/
DM Eye Exam	66%	10,535	15,912	442	2.25/3
DM Nephropathy	90%	14,306	15,912	505	3/6
AMM Continuation	11%	240	2,131	1,013	/
AMM Acute	21%	458	2,131	1,126	/
Well-Care (Adolescent)	24%	2,143	9,000	3,364	0/2
Influenza Immunization (6...	67%	27,833	41,785	4,760	/
Chol Dispensing Adherence	13%	1,057	8,033	5,531	/
DM Composite 2	39%	3,817	9,904	5,988	/
Influenza Immunization (1...	32%	43,749	134,...	34,498	/
Adult BMI	5%	5,714	110,...	94,929	0/2
DM Dispensing Adherence	0%	0	0		/
Colo Cancer Screen	75%	60,120	79,913		6/6
HTN Dispensing Adherence	0%	0	0		/
Breast Cancer Screen	81%	33,214	40,833		6/6
DM Prescribing Adherence	0%	0	0		/
DM A1c < 8.0	67%	10,723	15,912		7/7
Asthma Dispensing Mana...	0%	0	0		/
DM BP Control	77%	12,231	15,912		7/7
Asthma Medication Ratio	0%	0	0		/
CAD/VD BP Control	77%	6,901	8,545		/
Anti-Rheumatic Drugs For ...	0%	0	0		/
HTN BP Control	77%	44,300	57,761		9/9
ABX Avoidance For Bronch...	67%	588	878		6/6
High-Risk Meds in Elderly	0%	0	0		/