

## Arcadia Reports – General

This button exports your report to excel

This button saves your report as a custom report

INITIATIVE DETAIL

Name Functional Last Visit Last EHR Next Appt Next Appt Compliant Qualifying Number ABX Adol Prev Adol Prev  
PCP Date Date Interaction Date Date Provider Measures Measures Of Gaps Avoidance For (Depression) (Sexual Activity)  
Filter... Filter... Filter... Filter... Filter... Filter... Filter... Filter... Filter... Filter... Filter...

To sort, click on the column header (in bold). To reverse the order, click again

You can filter for different criteria based on the column

This button allows you to add or delete columns in your spreadsheet

To move to a new page of results

Total Items: 2970

Results per Page: 20

The total number of patients on your report

© 2016 Arcadia Solutions, LLC. All rights reserved. Terms of Use

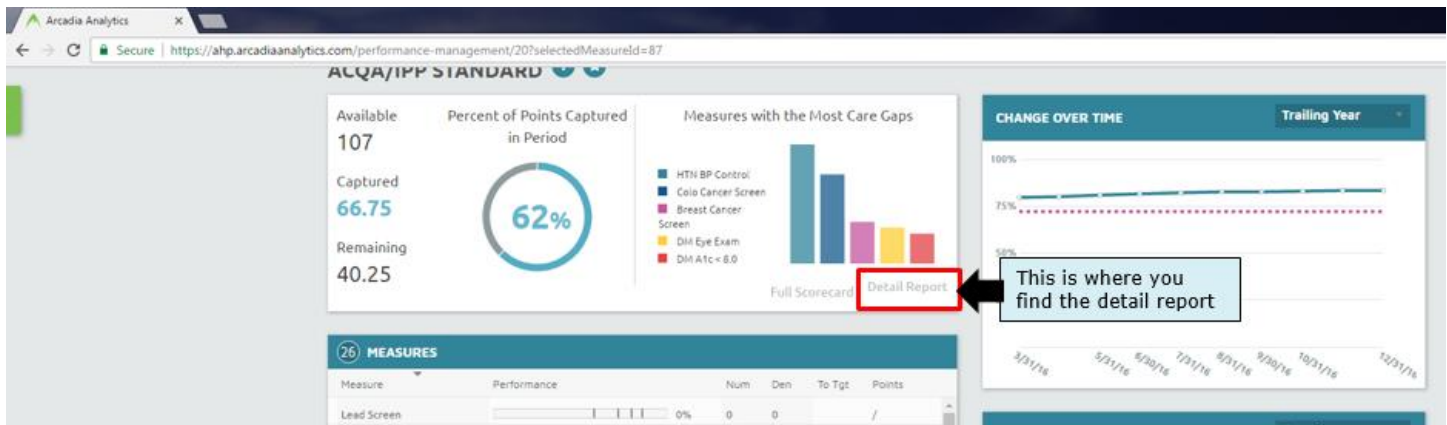
USER MANUAL SHARE FEEDBACK REPORT ISSUE ABOUT

Name	Functional PCP	Last Visit Date	Last EHR Interaction Date	Next Appt Date	Next Appt Provider	Compliant Measures	Qualifying Measures	Number Of Gaps	ABX Avoidance For Branchitis	Adol Prev (Depression)	Adol Prev (Sexual Activity)
John Doe	Dr. Smith	10/2/2016	10/2/2016	3/4/2017	Dr. Smith	1	1	0	0	1	0
John Doe	Dr. Smith	9/26/2016	9/26/2016	3/4/2017	Dr. Smith	3	3	0	0	0	0
John Doe	Dr. Smith	9/21/2016	10/13/2016	1/23/2017	Dr. Smith	1	1	0	0	0	0
John Doe	Dr. Smith	11/22/2016	11/22/2016			0	2	2	0	0	0
John Doe	Dr. Smith	10/21/2016	10/21/2016			1	1	1	1	1	0
John Doe	Dr. Smith	11/1/2016	11/1/2016	3/2/2017	Dr. Smith	9	9	0	0	0	0
John Doe	Dr. Smith	9/15/2016	9/15/2016			1	1	0	0	0	0
John Doe	Dr. Smith	11/26/2016	11/26/2016	6/1/2017	Dr. Smith	1	1	0	0	0	0
John Doe	Dr. Smith	8/30/2016	8/30/2016			1	1	0	0	0	0
John Doe	Dr. Smith	10/13/2016	10/13/2016	8/23/2017	Dr. Smith	1	1	0	0	0	0
John Doe	Dr. Smith	10/24/2016	12/15/2016	6/5/2017	Dr. Smith	2	2	0	0	0	0
John Doe	Dr. Smith	11/15/2016	11/15/2016			4	4	4	4	0	0
John Doe	Dr. Smith	6/21/2016	6/21/2016			6	6	2	2	0	0
John Doe	Dr. Smith	10/6/2016	10/21/2016			1	1	0	0	0	0
John Doe	Dr. Smith	11/26/2016	11/26/2016	3/26/2017	Dr. Smith	1	1	0	0	0	0

All Arcadia reports share some of the same functionality. For each report you run, you can export to excel, save as a custom report, and toggle between pages. You can also filter or sort the reports based on the column headers.

The information provided above applies to all reports you may run in Arcadia.

# Arcadia Reports: Detail Report

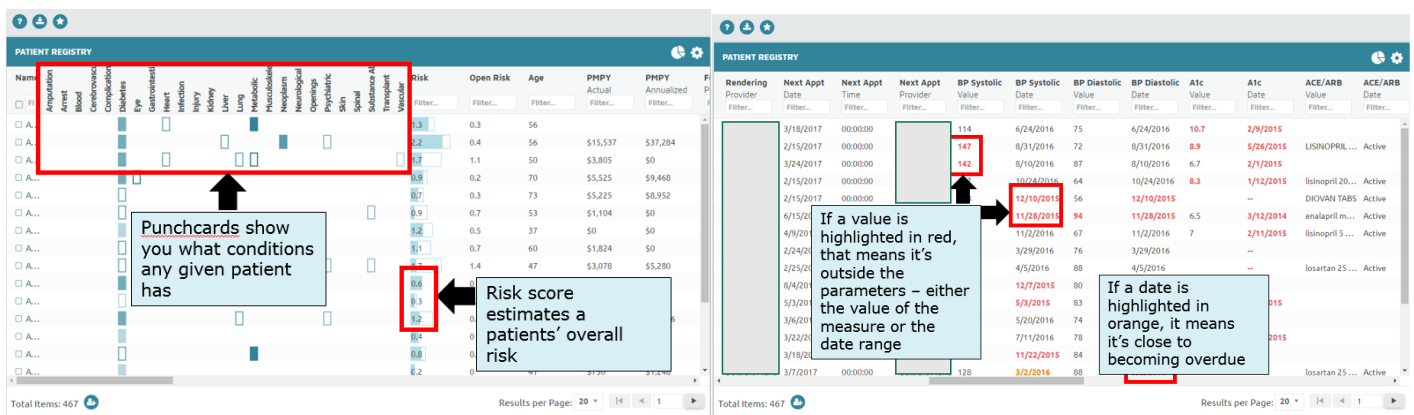
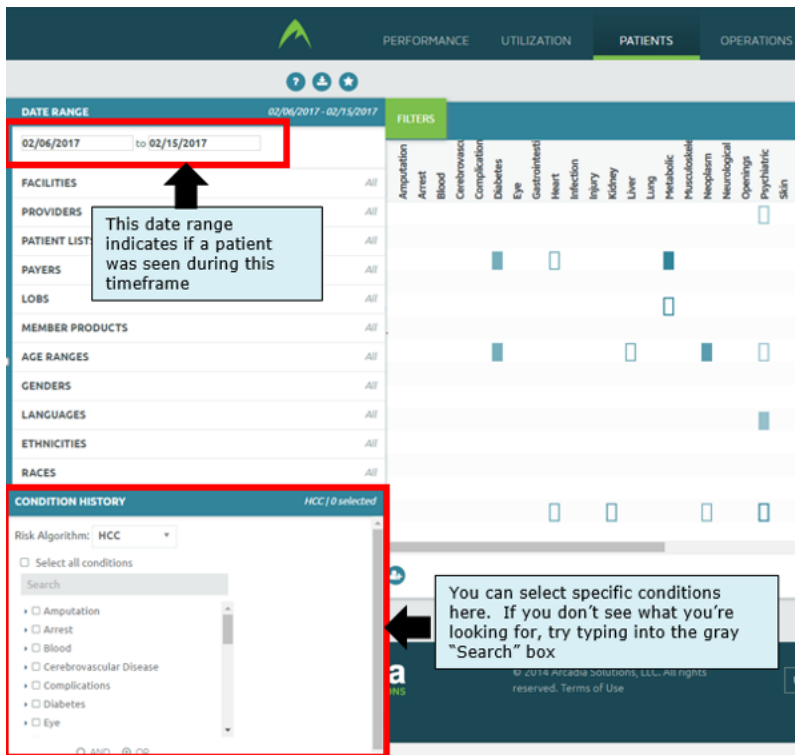
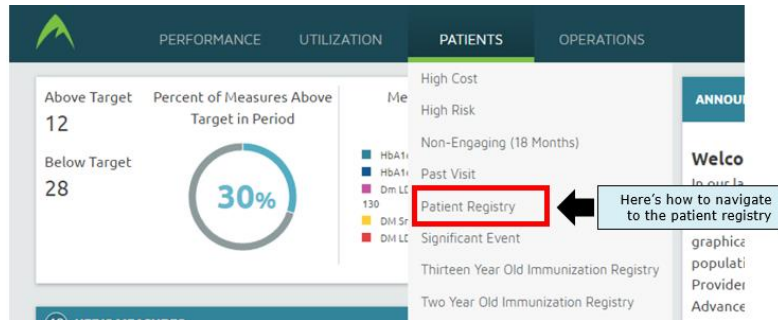


arcadiaanalytics.com/reports/18?initiative\_id=20

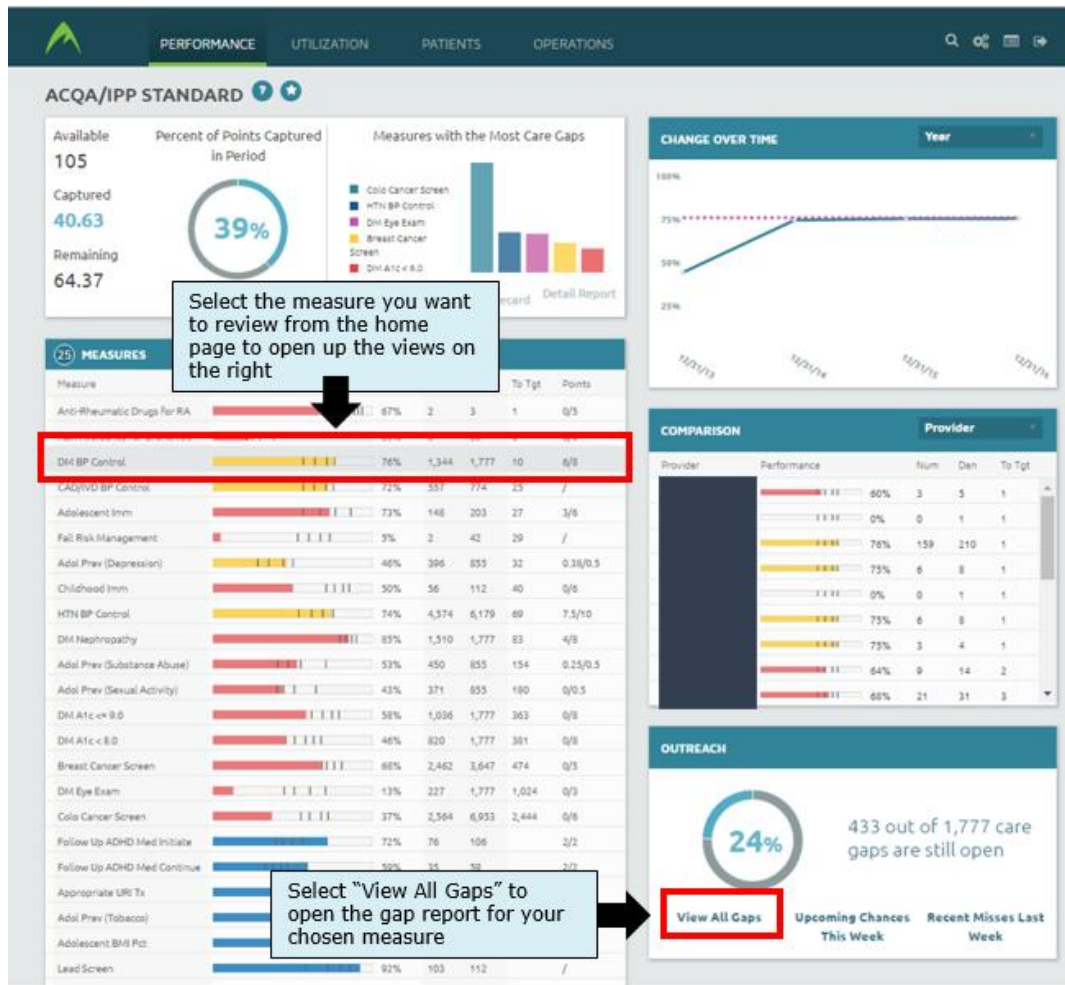
INITIATIVE DETAIL													
Name	Functional PCP	Last Visit Date	Last EHR Interaction	Next Appt Date	Next Appt Provider	Compliant Measures	Qualifying Measures	Number Of Gaps	ABX Avoidance For	Adol Prev (Depression)	Adol Prev (Sexual Activit)	Adol	
John Doe	Dr. Smith					1	1	0					
John Doe	Dr. Smith	3/15/2016	3/15/2016	3/15/2017	Dr. Smith	1	1	0					
John Doe	Dr. Smith	11/22/2016	11/22/2016	3/2/2017	Dr. Smith	7	7	0					
John Doe	Dr. Smith	11/30/2016	11/30/2016	2/28/2017	Dr. Smith								
John Doe	Dr. Smith	10/27/2016	10/27/2016	3/4/2017	Dr. Smith								
John Doe	Dr. Smith	9/28/2016	9/28/2016	3/4/2017	Dr. Smith								
John Doe	Dr. Smith	9/21/2016	10/13/2016	1/23/2017	Dr. Smith								
John Doe	Dr. Smith	11/22/2016	11/22/2016										
John Doe	Dr. Smith	10/21/2016	10/21/2016										
John Doe	Dr. Smith	11/1/2016	11/1/2016	5/2/2017	Dr. Smith	9	9	0					
John Doe	Dr. Smith	9/13/2016	9/13/2016			1	1	0					
John Doe	Dr. Smith	11/28/2016	11/28/2016	6/1/2017	Dr. Smith	1	1	0					
John Doe	Dr. Smith	8/30/2016	8/30/2016			1	1	0					
John Doe	Dr. Smith	10/13/2016	10/13/2016	8/23/2017	Dr. Smith	1	1	0					
John Doe	Dr. Smith	10/24/2016	12/13/2016	6/3/2017	Dr. Smith	2	2	0					
John Doe	Dr. Smith	11/15/2016	11/15/2016			4	8	4					
John Doe	Dr. Smith	6/21/2016	6/21/2016			6	8	2					
John Doe	Dr. Smith	10/6/2016	10/21/2016			1	1	0					
John Doe	Dr. Smith	11/28/2016	11/28/2016	3/28/2017	Dr. Smith	1	1	0					

Total Items: 2970      Results per Page: 20

# Arcadia Reports: Patient Registry



# Arcadia Reports: Gap Report



**DM BP CONTROL**

Calc Numerator: 0, Calc Denominator: 1

All patients on this list have a gap in the chosen measure

You can add fields to this report to make outreach easier

You can view the patient's next appointment date, if they have one scheduled

3/13/2017

Total Items: 433

Results per Page: 20

Fields to add:

- ☒ Name
- ☐ MRN
- ☐ Member Number
- ☒ DOB
- ☐ Death Date
- ☐ Phone
- ☐ Alt Phone
- ☐ Email
- ☐ Address 1
- ☐ Address 2
- ☐ City
- ☐ State
- ☐ Zip
- ☒ Sex
- ☐ Race
- ☐ Ethnicity
- ☐ Language
- ☐ Functional PCP
- ☒ Calc Numerator
- ☒ Calc Denominator
- ☐ Numerator
- ☐ Denominator
- ☐ Exclusions
- ☐ Exceptions
- ☒ Last Visit Date
- ☒ Last EHR Interaction
- ☒ Next Appt Date

Name	DOB	Sex	Calc Numerator	Calc Denominator	Last Visit Date	Last EHR Interaction	Next Appt Date
A...	2/3/1951	M	0	1	9/2016	12/23/2016	
A...	7/26/1976	F	0	1	2014	7/2/2015	
A...	7/14/1943	M	0	1	10/14/2016	11/2/2016	
A...	10/21/1953	F	0	1	11/26/2014	12/22/2014	
A...	11/14/1953	M	0	1	5/15/2015	7/23/2015	
A...	2/21/1964	F	0	1	12/27/2016	12/30/2016	3/13/2017
A...	1/29/1983	F	0	1	10/19/2016	12/19/2016	
A...	1/14/1965	M	0	1	10/21/2016	10/21/2016	
A...	6/25/1973	M	0	1	2/19/2014		
A...	3/14/1952	M	0	1	11/3/2016		
A...	4/21/1962	M	0	1	11/19/2015	11/27/2016	
A...	2/28/1978	M	0	1	8/12/2015	11/10/2015	
A...	4/26/1944	M	0	1	8/22/2016	8/22/2016	
A...	8/7/1943	F	0	1	12/23/2016	12/28/2016	2/17/2017
A...	5/18/1949	M	0	1	12/8/2016	12/9/2016	4/4/2017