

VERSION 1.8 3/2/2023

COST V QUALITY

OVERVIEW

1. “No Data” message will be displayed when cost data isn’t available for a practice.

DETAIL PAGE

2. The scatter plot graph for Cost vs Quality is fixed to display the practice in front of peers when performance is overlapping.

LARC

OVERALL

3. New feature displaying the training completion.

PHARMACY SAVINGS INITIATIVES

OVERALL

4. Changed to reflect provider performance by drug class.

PATIENT PANEL CHART

5. Changed the bar graph to display green as Preferred Drug and blue as Non-Preferred Drug.
6. Added a gray line for the baseline prior year performance.
7. Added a black line for the baseline prior year network average.

REWARD

GENERAL

8. New feature to share the reward plan and performance for each provider.

VERSION 1.6 8/16/2022

DEPRESSION SCREENING AND FOLLOW-UP INITIATIVE

OVERALL

1. Changed target to a minimum of 75% or 15% improvement over last year.

PATIENT PANEL CHART

2. Changed the Target and Baseline reference lines size and colors.

VERSION 1.4 1/24/2021

GENERAL

TABLEAU VERSION 2021.3.7

1. Fixed issue causing “Data Source” error after the Tableau upgrade on 1/20/2021.

COST V QUALITY

DETAIL PAGE

2. Removed the date filter that blocked the Q3 data from displaying in the scatter plot graph

READMISSION PERFORMANCE (REMOVED)

VERSION 1.3 12/3/2021

COST V QUALITY

HOME PAGE

1. Changed PMPM cost to Total PMPM data value instead of calculating in the dashboard

DETAIL PAGE

2. Added chart titles and access labels to graphs
3. Added summary text for Rx and Medical PMPM graphs
4. Fixed Cost/Quality graph to display peers as default. Note: Removing “All” in the Location Filter will remove peers from the graph.

PHARMACY SAVING INITIATIVES

PATIENT LIST

5. Corrected calculation so bar graph matches Total Fills in the patient list

READMISSION PERFORMANCE



DETAIL PAGE

6. Donut charts will change color to Green when at or above the target. The color will be Blue when below the target.
7. Changed titles in the patient list to show even if there are no patients requiring a contact


VERSION 1.2 11/18/2021

GENERAL

MASTHEAD

1. Version number on each page. 
2. Filters have been moved out of the main component body and set to hide by default. The Show/Hide button is directly under the masthead. 

HOME PAGE

3. Double caret navigation is added to each badge header and will open the related detail page. 

READMISSION PERFORMANCE

DETAIL PAGE BANNER

4. Added the date when the data was last updated.

PATIENT LISTS

5. Added Practice and PCP names the patient lists.
6. Changed column label from “eMRN” to “Discharge eMRN”.

CONTACT 3


7. Corrected a typo in the description from “These patients have not received a a” to “These patients have not received a”.

CONTACT 5

8. Fixed the donut chart to render correctly when there is not data.

DEPRESSION SCREENING AND FOLLOW-UP INITIATIVE

OVERALL

9. Definitions are added in the hover-I icons 

PATIENT PANEL CHART

10. "No Screening: Annual Checkup" has been added to the Patient Panel bar
11. "No Annual Checkup" has been changed to "No Screening; No Annual Checkup"

PATIENT LIST

12. The patient list is hidden which improved performance when you open the detail page. Manually open the patient list by selecting the "Click to Show Patient Panel" or one of the bar chart segments is selected. It may be slow opening if it is a large patient list.

VERSION 1.1 10/20/2021

PHARMACY SAVING INITIATIVES

OVERALL

1. Changed all text from "preferred/non-preferred" to "less costly/more costly".
2. Changed time period to pharmacy fills during the past 4 months.

BAR CHART

3. Select the drug class bar to filter the patient list below.
4. Added labels for each drug class bar - % of less costly fills, # of less costly fills (numerator) and Total # of fills (denominator).
5. Bar color will be green when the % of less costly fills is the same or higher than the network average, otherwise the bar color will be blue.

PATIENT LIST

6. Added PersonID, PCP, Total Fills, and Less Costly Medication Alternatives.
7. Changed "Product Name" to "More Costly Medication".
8. Added the title "There are a total of ### patients on a more costly medication in the past 4 months".

DEPRESSION SCREENING AND FOLLOW-UP INITIATIVE

PATIENT PANEL CHART

9. Changed the Prior Year Baseline and Current Year Target to dotted lines with hover over tool-tips. The prior version labels were overlapping other important chart labels..

SCREENED PATIENT CHART

10. Changed "Positive Screening (>9)" key label to "Positive Screening (10+)".

FOLLOW-UPS ON POSITIVE SCREENS CHART

11. Renamed "Follow-Up Visit" key label to "Follow-Up Documented".

12. Renamed “No Follow-Up” key label to “No Documented Follow-Up”.

PATIENT LIST

13. Changed “Last Visit” to “Last Screening”.

VERSION 1.0 10/1/2021